





# Song Mind-Mapping

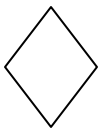
## example and directions


### Shapes Key

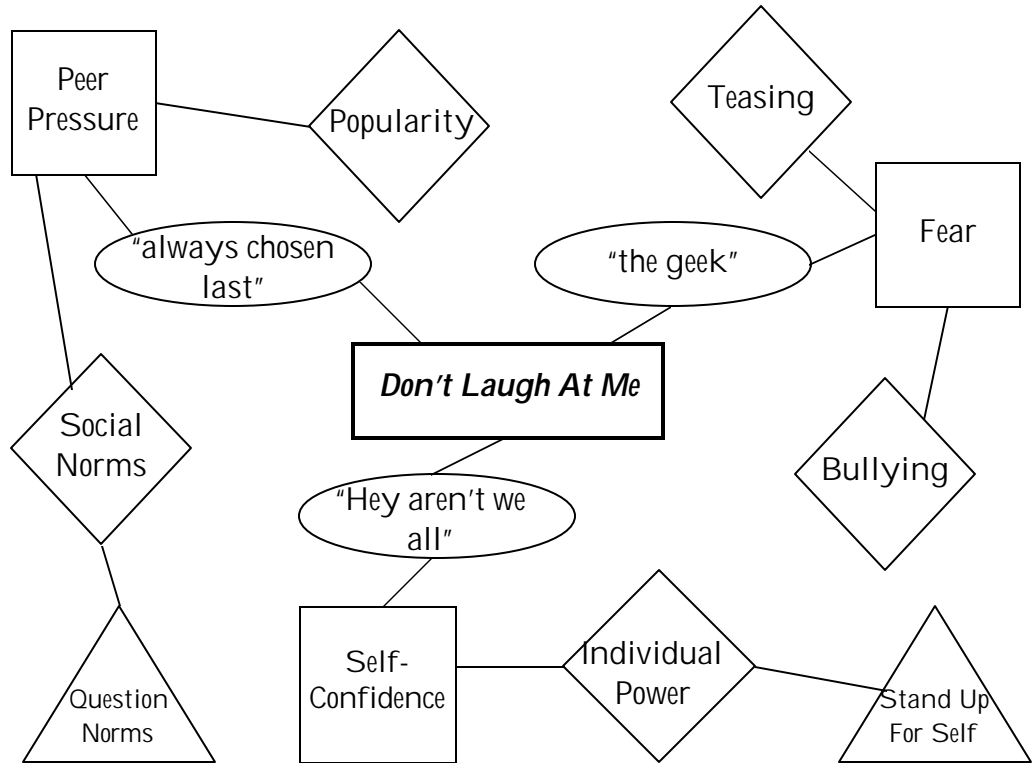
 = Song

 = Key Word

 = Feeling

 = Theme

 = Action Step



### About This Activity

Song Mind Mapping is a tool for analyzing songs. After the class maps out a song together, students can analyze one of their favorite songs in this way.

Note: This activity provides an ideal opportunity for the cultivation of student leaders/facilitators. You may consider asking one of your youth to lead their peers in this exercise.

### DIRECTIONS

1. On a blank sheet of paper, write the name of a song in a rectangle in the middle of the page.
2. Find key words or phrases from the song that resonate for you. List these in ovals around the name of the song.
3. Write feelings you have in response to the song, or to specific elements, in squares.
4. Draw lines to reflect the relationships between these concepts.
5. What themes emerge from this mapping? Add them in diamonds.
6. Facilitate group discussion about the song using students' maps. Did they identify the same themes?
7. Ask participants to revisit their map. Are there more connections to be made or lines to be drawn? Add them as needed.
8. Encourage participants to add at least 2 action step triangles to their webs. Action steps are efforts to create positive change on a social issue, lingering questions to explore the theme in more detail, or changes in perspective after the class discussion.

